



# Resources for Outreach and Quaker Week 2009



# Introduction

There is a wealth of resources available for doing outreach work; this guide aims to show you some of what's available and help you get hold of it. It's particularly aimed at meetings who want to take part in Quaker Week. As well as a special Quaker Week pack, there are many other resources you can choose from. We are trying to make basic outreach materials free to meetings, so there are fewer hoops to jump through before doing outreach!

## Welsh language resources



Some of our resources are also available in Welsh language versions. These are highlighted with the Welsh flag. Some other Welsh materials are also available from Meeting of Friends in Wales: 01970 832055 or [www.quakersinwales.org.uk/pdf\\_files/resources\\_in\\_wales\\_leaflet\\_sm.pdf](http://www.quakersinwales.org.uk/pdf_files/resources_in_wales_leaflet_sm.pdf)

## Looking for ideas?

If you'd like some inspiration, the Quaker Week pack contains ideas, to help you decide what outreach, if anything, you might like to do.

Some resources that are useful for running a public meetings for worship or a stall at a fair: T-shirts, Quaker badges, 8-fold leaflets and balloons.

Or if you're running an enquirers' event or open day at the meeting house, how about the outreach exhibition, an Introduction to Quakers DVD, up-to-date leaflets, Quaker badges, posters and a bookbox?

## Contact us – and get details of your local enquirers

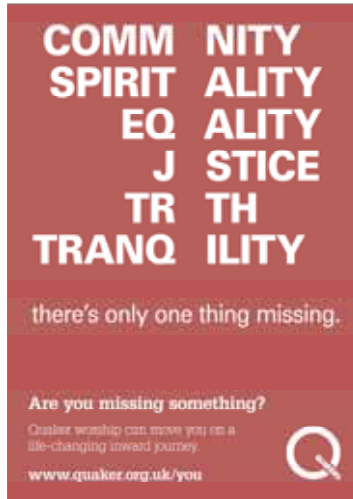
All materials, paid-for and free, are available from the Quaker Bookshop. An order form and contact information are on the back cover.

If you are having an open day or other local outreach event, we can send you contact details for people in your area who requested the free information pack – just give us a couple of weeks notice! If you want this, or have other questions, or want to discuss your plans for Quaker Week, the Quaker Life outreach staff team will be pleased to hear from you:

Carmel Keogh: [carmelk@quaker.org.uk](mailto:carmelk@quaker.org.uk) or 020 7663 1017.

Tom Harris: [tomh@quaker.org.uk](mailto:tomh@quaker.org.uk) or 020 7663 1016.

# The free Quaker Week pack



## Quaker Week will be 3-11 October 2009 and 2-10 October 2010.

A free pack is now available to support local meetings who want to take part. We've gathered some successful ideas from local meetings, to help with your planning – events both big and small, with something to suit your meeting's size and level of enthusiasm.

We're also including a small core set of outreach materials, including some specially commissioned for Quaker Week: this year's Quaker Week posters, information to support your meeting's outreach and media efforts, a supply of the new "Quakers: a guide for young people" leaflets, and copies of "Schools Journeys", which supports Friends in introducing the Quaker way to school groups.

It is much easier for us to supply a standard pack, rather than people picking and choosing different quantities of each item. We're generally including 4 posters, one copy of Schools Journeys and the information sheets and 20 young people's leaflets. If you're running a large event and need more than that then just let us know: we'll do our best to help.

# Other free materials for outreach



## Advices & Queries



Advices & Queries is now free. It provides a short and deeply spiritual introduction to Quaker thought and is an invaluable resource for outreach work. We hope that Advices & Queries will become as widely distributed to enquirers as our leaflets and gold cards. The Welsh version is Welsh/English bilingual.



## Gold cards



These cards outline some of the major Quaker beliefs and values. Use them to start discussions with groups and individuals or hand them out to enquirers or classes of school pupils. There's space on one side to add personal or local meeting contact details.



## Enquirers' pack request cards



Last year Quaker Life sent out almost 3000 free information packs, which include the introductory book "A Light that is Shining" and Advices & Queries. These Freepost cards make it easy to get one.



## Balloons – **NEW!**

Bright red balloons with the "Q" logo – especially useful for stalls, open days and children's events.



## Badges – **NEW!**

High-quality enamel badges, with the "Q" in heather. A low-key way of being open about your faith, or for identifying the Quakers at outreach events!

## Welcome leaflets (in packs of 25)

### “The 8-fold leaflet” - Quakers




This is the single best leaflet for introducing Quakers to newcomers. It's in a concertina fold format and uses the same text and images as the outreach exhibition. It's particularly suitable for use on stalls or when given away individually – it's a little small to be noticeable on a leaflet rack!



### Quakers: a guide for young people - **NEW!**

This is a new leaflet, in the same 8-fold style as the leaflet above, which introduces the Quaker Way. It is particularly aimed at young people aged 12-18. It's useful in the same places as the “Quakers” 8-fold and also handy when doing visits to schools or hosting school groups in the meeting house.



### Your first time at a Quaker meeting

This leaflet is for people experiencing Meeting for Worship for the first time. It explains the purpose of worship and some of the things you may encounter in meeting, like ministry.




### Living What We Believe

This leaflet introduces the Quaker testimonies and gives an overview of our testimonies to Truth and Integrity; Justice, Equality and Community; Simplicity; and Peace.

### Quakers and Peace

This leaflet gives a brief outline of the peace testimony.






## Quaker Worship

This leaflet explains Quaker worship. Unlike “Your first time...”, it does not assume that the reader is about to go in to meeting, which might make it more useful for outreach work.



## A Quaker Wedding

This leaflet explains a Quaker wedding step by step for a person attending one.



## How Quaker meetings take decisions



This leaflet explains the Quaker business method and how we use it in our business meetings. It isn't hugely useful for outreach, but it is helpful to have copies on hand at the meeting in case of questions.



## Quakers Today



This leaflet explains some of the Quaker basics. It includes sections on meetings, God and Jesus, faith and practice and who can be a Quaker.



## The Quaker Way

Again, this leaflet explains some of the Quaker basics. A short passage on history is accompanied by brief outlines of Friends' attitudes to Jesus, business and simplicity.



## What is peace?

This leaflet, produced by QPSW for the Network of Christian Peace Organisations, presents peace from an ecumenical Christian peace making perspective. It has the same content as the exhibition on page 11.



## Schools Journeys – **NEW!**

A special edition of Journeys in the Spirit to support people going in to schools to speak about the Quaker way, or who have schools visiting the meeting house. Free and also part of this year's Quaker Week pack.



## Posters

This year's Quaker Week poster is available in large B2 and smaller A4 format. This is part of the Quaker Week pack and also available separately on request. We are also working on a new multi-part poster series, which we hope to distribute to meetings later in the year.

We have a few smaller A4 format posters still available from Quaker Week 2007 and 2008.



## Paid-for materials for outreach

### “Two Mules” and “Peace” posters

The ever-popular “Two Mules” poster is still available, in large B2 format, priced at £3.00. A QPSW poster with the word “peace” in Arabic, Hebrew and English is also available, for £3.00. (Only the Two Mules poster is available in Welsh).



### Live adventurously t-shirts

T-shirts with “Live adventurously” on the back and the Q logo on the front are now available in light blue or red. Sizes are medium (96cm/38” chest), large (104cm/41”) and extra large (114cm/45”). 100% organic cotton, £9.99 each.





## High-visibility vests – **NEW!**

Ideal for cycling, vests with “Quakers for Peace” and the Quaker web address on the back, and the Q logo on the front. Available in bright, high-visibility fluorescent yellow with reflective strips. £7.50 each.



## Meeting Quakers DVD

This is aimed at fairly new enquirers. It focuses mainly on four Friends, using them to paint a broader picture of British Quakers. 20 minutes running time, £5.00.



## An Introduction to Watford Quakers DVD

This excellent DVD sells itself short in the title – very little of the content is specific to Watford and it’s a great introduction to Quakers for enquirers. It also has a thought-provoking series of answers to Frequently Asked Questions. You can even preview the content on YouTube! Running time: 17 minutes “Introduction...” plus 24 minutes of “FAQs”. £5.00.



## Outreach exhibition




The outreach exhibition covers the basics of the Quaker way. It’s great for use in meeting house foyers or on stalls, and is also available in a smaller version – the 8-fold leaflet! A full set of 18 panels on high quality foamboard, 30cm<sup>2</sup> each, costs £100. Quaker Life also has copies for loan (see page 11) or we can electronically supply you with the artwork, to print yourself.

Quaker Peace & Social Witness have a complementary exhibition covering QPSW work. It is also available as a leaflet.

## Books

We have a selection of books which are particularly good for recommending to enquirers, and would also be useful stock for meeting house libraries:



### **Twelve Quakers and Worship / God / Pacifism / Evil / Equality / Jesus / Simplicity**

These excellent booklets, published by Quaker Quest, outline Quaker thought in different areas through the experience of twelve Friends. A must for every meeting house library. £2.50 each.



### **Portrait in Grey**

This is the standard introduction to Quaker history. It draws a portrait of Quakers, showing how our way of life developed and how Quakers have contributed to intellectual, business and social life. £12.00.



### **The Friendly Guide to Quakerism**

A colourful guide to Quakers, put together by Ireland Yearly Meeting. It covers historical figures and periods, as well as the Quaker testimonies and how they have been lived out by Friends. Particularly helpful to younger enquirers. £5.00.



### **A Light that is Shining**

Harvey Gillman's standard introduction to Quakers is part of the free information pack (see page 4), but is also available from the Quaker Bookshop for £5.00.

## **Other resources available**

### **Quaker Quest Network**

Quaker Quest is an exciting method of outreach and inreach which has spread throughout the Yearly Meeting and abroad. Many meetings have found it an effective outreach tool and also a great way of building a sense of community within the existing members of the meeting. The Quaker Quest Network offers support and local training workshops for meetings who are thinking about running a Quaker Quest. For more information, go to [www.quakerquest.org.uk](http://www.quakerquest.org.uk) or contact Alec Davison on 020 7226 5448.

### **Enquirers' Gatherings**

Quaker Life offers Enquirers' Gatherings for people new or fairly new to Quakers and also Considering Membership weekends for those thinking about membership. They are held at Charney Manor in Oxfordshire and Swarthmoor Hall in Cumbria. Further details from Carmel Keogh: [carmelk@quaker.org.uk](mailto:carmelk@quaker.org.uk) or 020 7663 1017.

### **Speakers from Quaker Peace & Social Witness**

Some QPSW projects have people available to speak to meetings or special events about Quaker work, including peace work, the Quaker United Nations Office and Ecumenical Accompaniers. Contact Helen Bradford: [helenb@quaker.org.uk](mailto:helenb@quaker.org.uk) or 020 7663 1071.

### **Bookboxes**

The Quaker Bookshop can supply books on sale or return for you to sell at local outreach events. Two weeks notice is needed to get the stock packed and out to you. Contact [bookshop@quaker.org.uk](mailto:bookshop@quaker.org.uk) or 020 7663 1030.

### **Quaker Tapestry**

The Quaker tapestry has a variety of resources available, including postcards of tapestry panels. More details from [www.quaker-tapestry.co.uk](http://www.quaker-tapestry.co.uk) or 01539 722975.

## **Exhibition loan**

Several different exhibitions are available for loan to meetings, including the main outreach exhibition (see page 8) and an exhibition using photos by Mike Hoyle. Contact Carmel (details above) for more information. QPSW have also produced the following exhibitions:

“What is peace?” – produced for the Network of Christian Peace Organisations, presenting peace from an ecumenical Christian peace making perspective.

“Sustainable Security” – an easy-to-read, colourful exhibition explaining sustainable security – a long-term approach to global security, emphasising the long-term resolution of the root causes of insecurity and conflict.

Each exhibition is available to borrow for the cost of postage or to keep for a suggested donation of £25. Contact Kat Barton: [disarm@quaker.org.uk](mailto:disarm@quaker.org.uk) or 020 7663 1067.

## **Future plans**

### **Becoming Friends: Living & Learning with Quakers**

Becoming Friends is an exciting new partnership project from Woodbrooke and Quaker Life. We are working together to provide a flexible learning package for those coming new to Friends.

The Becoming Friends materials should be launched by early 2010. Courses will be available from autumn 2009 for those who are offering service as Becoming Friends companions. For details of courses, contact project developer Ginny Wall: [ginny.wall@woodbrooke.org.uk](mailto:ginny.wall@woodbrooke.org.uk).

### **The Quaker Life Network**

Quaker Life is building a network of people throughout the country to actively support meetings in all areas of Quaker Life work. If you are interested in outreach, and are interested in being part of the network, please contact Michael Booth, on [michaelsb@quaker.org.uk](mailto:michaelsb@quaker.org.uk) or 020 7663 1023 or visit [www.quaker.org.uk/qlnetwork](http://www.quaker.org.uk/qlnetwork).

